

TM12-2 HEXAPOD

The device consists of a beam and two tripods,
which can be used separately as an emergency or material tripod.

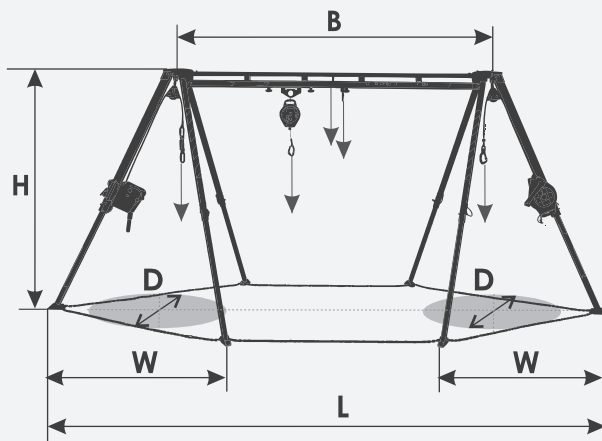


The whole device has a safe working load of 1000 kg
or protection capability for 2 people.

Description of the device:

Personal and material tripod with six fixed and two movable anchor points. The device provides protection for up to 2 employees and allows lifting loads of up to 1000 kg. The tripods with steel heads may be used as separate tripods equipped with two anchor points. It has aluminium legs with 7-step adjustment and a 280-cm steel beam used as a guide for movable carts. Legs protected by a steel chain.

When working with winches, use the PL 101 block mounted to the central handle of the tripod (except when using the CRW 300 + AZ 017 set).




Dimensions and specifications:


Height:	H = 139-221 cm
Diameter of the opening below the tripod:	D = 150-223 cm
Feet spacing:	W = 139-191 cm
Spacing of the whole device:	L = 464-537 cm
Beam length:	B = 280 cm
Weight:	86 kg
Maximum permissible load:	1000 kg
Lifting/lowering of:	max 2 people

Permanent anchor points:	6
Moving anchor points:	2
Shipping dimensions:	251x36x31 cm

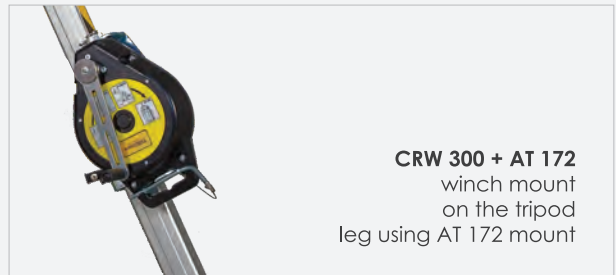
Certified with the following winches:



RUP 503
winch mount
on the tripod leg



RUP 503-T
winch mount
on the tripod leg



CRW 300 + AT 172
winch mount
on the tripod
leg using AT 172 mount



CRW 300 + AZ 017
mount to the cart
with AZ 017 snaphook